

The Next Generation in Leisure Travel



A Berkshire Hathaway company

SOLERA



SOLERA *The Style of a New Generation*



Enjoy the drive to your next adventure, in an easy to maneuver Solera Class C RV. Solera's clean, contemporary styling makes you feel right at home with a selection of proven floorplans.

Solera's "Driving In Style" value package delivers customer preferred features. Newly designed interiors are styled with durable Fortress® home performance fabrics, that are easy-to-clean and stain resistant.



SOLERA DRIVING IN STYLE PACKAGE

- Bilstein Shock Absorbers
- 190 Watt Roof-mounted Solar 12 Volt Charging System
- 15,000 BTU Ceiling Ducted, Ultra Quiet Roof Air with Heat Pump
- 12 Volt Heated Tank Pads
- Back-up and Side View Camera System
- Slide Room Toppers
- Lighted Power Awning
- Heated Power Exterior Mirrors
- Aluminum Running Boards
- 10.7 Cu. Ft. 12 Volt Refrigerator
- 1.3 Cu. Ft. Convection Microwave Oven
- Wireless 12 Volt Charging Pad in Kitchen
- In-dash Touchscreen Apple CarPlay/Android Auto™ Radio with 9" Monitor
- MCD Roller Shades
- Passenger Side Swivel Captains Chair with Booster (N/A 32DSB)
- Residential Style Furniture with Durable, Easy to Clean Fortress Stain Resistant Fabrics
- Winegard Air 360+ Antenna with Gateway 4G WiFi Capability
- Exterior Speakers

STANDARD FEATURES & OPTIONS

O: OPTION • S: STANDARD

WARRANTY

12 Months/12,000 mile basic limited warranty	S
Chassis warranty (see owners manual)	

SYSTEMS

Battery disconnect	S
Bilstein shock absorbers	S
Water heater bypass	S
(2) Deep cycle coach batteries	S
Easy access battery in step-well	S
30 Amp service with power cord	S
60 Amp Progressive Dynamics converter	S
6 Gallon DSI gas/electric water heater	S
30,000 BTU furnace	S
Emergency start switch	S
LED Lighting	S
Satellite/cable connection	S
15,000 BTU ceiling ducted, ultra quiet roof air with heat pump (N/A with dual A/C option)	S
Dual A/C with power shedding system (32DSB, 32DSK)	O
4.0 KW Gas generator (Ford only)	S
3.6 KW LP generator (Mercedes only)	S
12V Heated tank pads	S
CO, LP and smoke detector	S
Winegard Air 360+ antenna with Gateway 4G WiFi capability	S
190 Watt roof mounted solar 12V charging system	S

EXTERIOR

Aluminum framed laminated sidewalls	S
Superlite composite substrate	S
Gel coat exterior fiberglass	S
Block foam insulation	S
Lighted power awning	S
Slide room toppers	S
Fiberglass roof	S
Heated power exterior mirrors	S
One-piece fiberglass front cap	S
Roto-cast storage compartments	S

Aluminum running boards	S
Tinted sliding windows	S
7,500 Lbs. hitch, 7-pin connector (E450)	S
5,000 Lbs. hitch, 7-pin connector (E350)	S
4,200 Lbs. hitch, 7-pin connector (Mercedes)	S
Exterior speakers	S
Roof ladder	S
Integrated entry step	S
Automatic leveling system (4-point)	O
Black tank flush	S

CAB AREA

Hidden entry safe	S
Passenger swivel captains chair with booster (N/A 32DSB)	S
Power windows and door locks	S
Keyless entry	S
Back-up and side view camera system	S
9" In-dash Touch screen Apple Carplay/Android Auto™ radio (10" Mercedes)	S
Back-up and side view camera system	S

KITCHEN

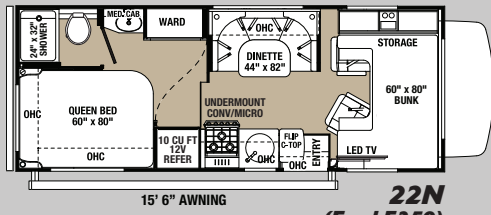
Recessed 3-burner range with flush glass cover (2-Burner range Mercedes)	S
10.7 Cu. ft. 12V refrigerator	S
1.3 Cu. ft. convection microwave oven	S
Wireless 12V charging pad in kitchen	S
Soft touch self-closing drawer guides	S

BATHROOM

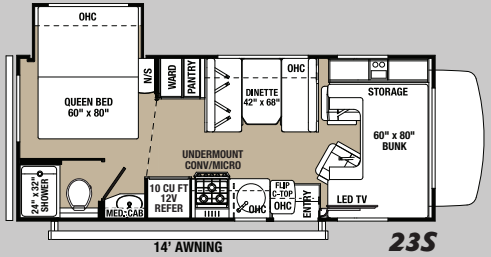
Electric roof fan	S
Oxygen-infused shower head with flexible extension	S
Shower skylight	S

LIVING ROOM

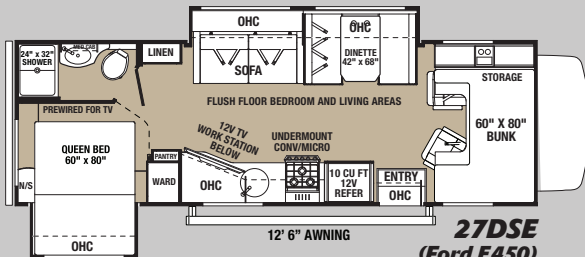
MCD roller shades	S
Residential style furniture with Fortress stain resistant fabrics	S
12V LED flat panel adjustable side TV	S
Child seat head tethers in dinette	S
Multi-speed power fan with cover	S
Power theater seating (24SRC, 32DSK)	O



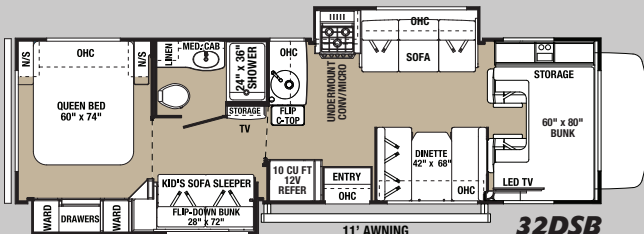
22N
(Ford E350)



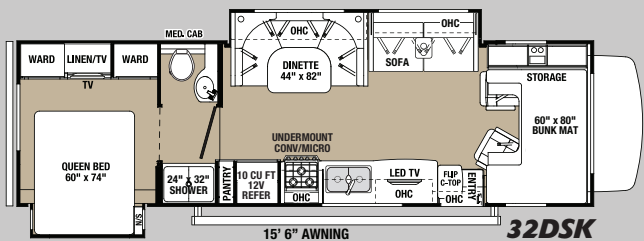
23S
(Ford E350)



27DSE
(Ford E450)



32DSB
(Ford E450)

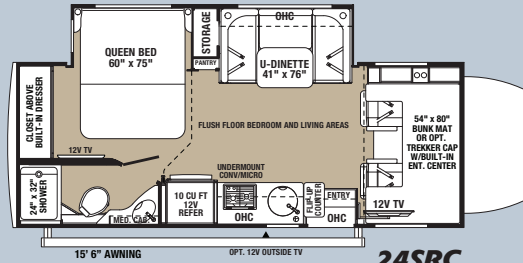


32DSK
(Ford E450)



SOLERA ON FORD E350 OR E450 CHASSIS

- Ford 7.3L V8 premium engine
- 6-Speed Ford TorqShift® automatic transmission
- 350 HP with 468 lb.-ft. of torque



24SRC
(Mercedes-Benz Sprinter 3500)

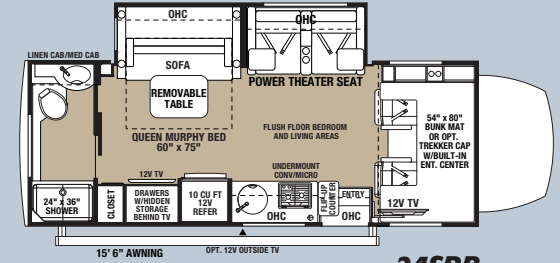


Mercedes-Benz

SOLERA ON MERCEDES-BENZ® SPRINTER 3500 CHASSIS

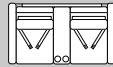
- Mercedes Benz BlueTec 3.0L V6 diesel engine
- 188 HP with 325 lb.-ft. of torque

The quality you've come to expect, paired with the fuel efficient BlueTec diesel engine. BlueTec SCR Technology is one of the world's cleanest diesel engines, delivering more power, while producing fewer emissions.



24SRB
(Mercedes-Benz Sprinter 3500)

STANDARD 24SRB



12V POWER
THEATER SEATING
**OPTION
24SRC,
32DSK**

	FORD					MERCEDES-BENZ	
SOLERA	22N	23S	27DSE	32DSB	32DSK	24SRC	24SRB
Wheelbase	158"	158"	190"	220"	220"	170.3"	170.3"
GVWR	12500	12500	14500	14500	14500	11030	1130
GAWRR	9600	9600	9600	9600	9600	7720	7720
GAWRF	5000	5000	5000	5000	5000	4080	4080
UVW	10100	10550	11443	12580	12780	9951	10101
GCWR	18500	18500	22000	22000	22000	15250	15250
CCC	2656	2695	3057	1920	1720	1079	929
Fuel Capacity (Gal.)	55	55	55	55	55	26.4	26.4
Hitch Rating/Tongue Weight	5000/500	5000/500	7500/750	7500/750	7500/750	4200/420	4200/420
Length - Bumper To Bumper	24'- 6"	23'-10"	29'- 4"	32'-3"	32'-3"	25'-5"	25'-5"
Exterior Height With A/C	11'- 3"	11'-3"	11'-3"	11'-3"	11'-3"	11'-3"	11'-3"
Exterior Width	101"	101"	101"	101"	101"	94.5"	94.5"
Interior Width	95.5"	95.5"	95.5"	95.5"	95.5"	91"	91"
Interior Height Front/Rear	84"/77"	84"/77"	84"/77"	84"/77"	84"/77"	81"	81"
Fresh/Grey/Black Water (Gal.)	44/39/39	35/32/27	44/39/39	44/39/39	44/39/39	35/32/32	35/32/32
L.P. Capacity (Gal.)	9.8	9.8	9.8	9.8	9.8	16.6	16.6
Awning Length	15'-6"	14'	12'-6"	11'	15'-6"	15'-6"	15'-6"
Water Heater (Gal.)	6	6	6	6	6	6	6
Exterior Storage (Cu. Ft.)	61	32	45	80	101.7	42.3	28.7

GVWR (Gross Vehicle Weight Rating) - is the maximum permissible weight of the unit when fully loaded. It includes all weights, inclusive of all fluids, occupants, cargo, optional equipment and accessories. For safety and product performance do NOT exceed the GVWR.

GCWR (Gross Combined Weight Rating) - Is the maximum permissible loaded weight of your motor home and any towed trailer or towed vehicle. Actual GCWR of this vehicle may be limited by the sum of the GVWR and the installed hitch receiver maximum capacity rating; see hitch rating label for detail.

GAWR (Gross Axle Weight Rating) - is the maximum permissible weight, including cargo, fluids, optional equipment and accessories that can be safely supported by each axle.

UVW (Unloaded Vehicle Weight)* - is the typical weight of the unit as manufactured at the factory. It includes all weight at the unit's axle(s), including full fuel, all fluids and LP Gas. The UVW does not include cargo, fresh potable water, additional optional equipment or dealer installed accessories.

*Estimated Average based on standard build optional equipment.

CCC (Cargo Carrying Capacity)** - is the amount of weight available for fresh potable water, cargo, passengers, additional optional equipment and accessories. CCC is equal to GVWR minus UVW. Available CCC should accommodate fresh potable water (8.3 lbs per gallon). Before filling the fresh water tank, empty the black and gray tanks to provide for more cargo capacity.

**Estimated average based on standard build optional equipment.

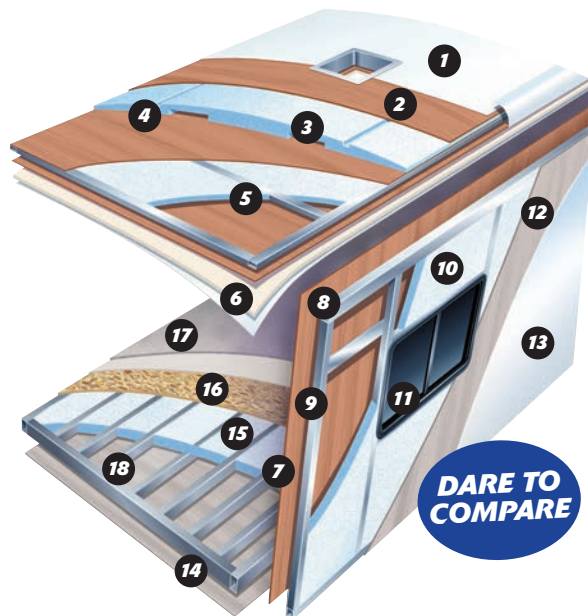
Each Forest River RV is weighed at the manufacturing facility prior to shipping. A label identifying the unloaded vehicle weight of the actual unit and the cargo carrying capacity is applied to every Forest River RV prior to leaving our facilities. The load capacity of your unit is designated by weight, not by volume, so you cannot necessarily use all available space when loading your unit. Actual towing capacity is dependent upon your particular loading and towing circumstances, which includes the GVWR, GAWR and GCWR as well as adequate trailer brakes. Please refer to the Operator's Manual of your vehicle for further towing information.



Solera's clean, contemporary interiors feature comfortable seating and dining, plus plenty of convenient storage. The kitchen includes counter space for meal prep, a 10.7 cu. ft. 12V refrigerator, and a 1.3 cu. ft. convection microwave.



CONSTRUCTION



Multi-Layered Laminated Roof System

1. Crowned Fiberglass Roof
2. Lauan Decking
3. Block Foam Insulation
4. A/C Ducts
5. Tubular Aluminum Framing
6. Interior Ceiling Material

Vacuum-Bond Laminated Sidewalls

7. Decorative Interior Wall Board
8. Tubular Aluminum Framing
9. EGS Metal Backers
10. Block Foam Insulation
11. Opening Framed In Aluminum
12. Lightweight Composite Waterproof Material
13. Gelcoat Fiberglass Exterior

Vacuum-Bond Laminated Floor System

14. Fiberglass Bottom Board
15. Block Foam Insulation
16. Seamless Floor Decking
17. Resilient Cold-crack Resistant Floors Throughout
18. Aluminum Framing


INTERACTIVE MOBILE MANUALS

Download our mobile app or visit our dynamic online manual to enhance your ownership experience. These interactive options provide incredible ease and insight into use, maintenance and enjoyment of your Solera product. Ranging from "How-To" videos, pictures and illustrations of various components, systems and features, to fully searchable content and downloadable PDFs for individual component owner's manuals, answers are always just a click away. View the online manual at www.forestriverinc.com/ownersmanuals, or download our FREE app from the App Store or GooglePlay!



PRE-DELIVERY INSPECTION FACILITY

20,000 square feet of quality assurance. The bare essentials for a premium product. This state-of-the-art facility gives immediate daily feedback to production for quality assurance in every unit built.



24/7 EMERGENCY ROADSIDE ASSISTANCE WITH VEHICLE PURCHASE*

TOWING
JUMP-STARTS
TIRE CHANGES
FLUID DELIVERY
LOCKOUT
SERVICE

WINCH-OUT
MOBILE MECHANIC
TECHNICAL
SUPPORT
DEALER LOCATOR
SERVICES



*VALID FOR 1 YEAR FROM DATE OF PURCHASE



Learn More
Scan this barcode using
a QR Reader on your
smart phone to learn
more about Forest River.



A Berkshire Hathaway company.



FREE MEMBERSHIP
to Forest River Owners' Group
www.forestriverfrog.com



www.ForestRiverBuyLocal.com

Find us on
Facebook

All information contained in this brochure is believed to be accurate at the time of publication. However, during the model year, it may be necessary to make revisions and Forest River, Inc., reserves the right to make all such changes without notice, including prices, colors, materials, equipment and specifications as well as the addition of new models and the discontinuance of models shown in this brochure. Therefore, please consult with your Forest River dealer and confirm the existence of any materials, design or specifications that are material to your purchase decision.
©2021 Solera - a Division of Forest River, Inc. - a Berkshire Hathaway Company 8/21

SOLERA

Visit: www.forestriverinc.com/solera
914 CR 1 • Elkhart, In 46514 • 574.262.2212 • 800.445.2825

Your Local Solera Dealer