

**2022**  
MODEL YEAR

CLASS A DIESEL

**ENDEAVOR**



**HOLIDAY RAMBLER**

holidayrambler.com

MODELS 38K | 38N | 38W



## SIGNIFICANT PRODUCT FEATURES

### CHASSIS | ENGINE | TIRES

- Freightliner Custom Modular Chassis
- Cummins®, 6.7L, 360HP Engine
- 800 lb/ft Torque
- Allison 3000 Series Transmission, 6-Speed
- V-Ride
- 100 Gallon Fuel Tank
- 33,400# GVWR
- Michelin Tires 275/80R 22.5"
- DriveTech / Optiview™
- Up to 55° Turning Radius
- BrakeSync - **NEW**  
Chassis Integrated Air Supply for Your Tow Vehicle Brake System.  
Factory-installed and Factory-warrantied.

### EXTERIOR

- Titan Bridge®
- Full Pass Through Exterior Storage
- Front Cap Generator Manual Slide
- Top Mounted Windshield Wipers
- Exterior Mirrors Mounted on Front Cap
- Luggage Doors, Side Swing, Aluminum, Bus Style
- 3" Stainless Steel Luggage Door Trim
- Premium Four Color, Full Body Paint
- 105 Fresh, 75 Gray, 50 Black Tanks (Gal.)
- (2) 15M BTU Roof AC's w/ Chill Grill and Rear Heat Pump
- Aqua Hot® 400D
- Exterior Entertainment Center w/TV JBL® Soundbar w/ Bluetooth® Exterior
- Electric Awning w/Lighting & Motion Sensor Retract

### INTERIOR

- KING® Universal Satellite System
- Dual Monitors at the Dash
- MCD Power Cockpit Front Blind
- Shadow Box at Large Galley Window
- Solid Surface Galley & Lavy Tops
- Glass Tile Galley Backsplash
- Convection Microwave
- Induction Cooktop
- 21 Ft³ Residential Refrigerator w/ Ice and Water in Door
- Porcelain Tile Floor w/Heat Mat in Front
- Fireplace, All Floorplans
- Firefly MultiPlex Wiring w/7" Color Touchscreen
- Articulating King Bed
- Fiberglass Shower w/Glass Door & Sky Light
- Tile Back Splash in Lavy

### OPTIONS

- Motion Power Lounge (38K, 38N, 38W)
- Hide-A-Loft™ Electric Drop Down Bed
- Mid-Ship LED TV (38W)
- Dream Dinette (38K)
- Dishwasher
- L-Shaped Dinette (38N)
- Third Roof A/C
- Free Standing Dinette w/Credenza (38K, 38N, 38W)
- **IMPROVED** - Technology Package:  
(Wi-Fi Extender Pro Pack w/LTE, Cell Booster, 300W Solar Panel, Collision Mitigation by Mobileye®, Firefly Eclipse Module - Enabling Remote Access Via App Control)

ENDEAVOR 38W

Shown in Monterey Graphics

# FLOORPLANS

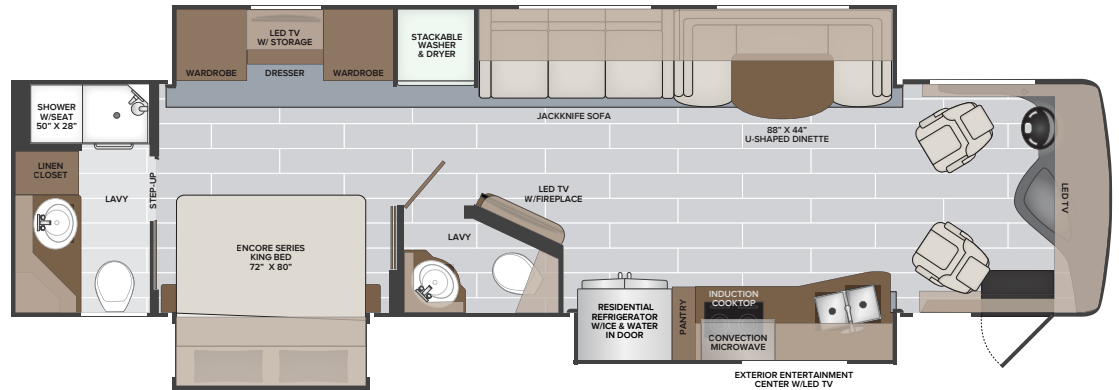
38K | 38N | 38W

Options: 099 | 107 | 209 | 217 | 237 | 436 | 473 | 563 | 833

## TOP FLOORPLAN FEATURES

**38K**

1. Sleeps up to 5
2. U-bench Dinette
3. Jackknife Sofa
4. Porcelain Tile Floor
5. Fiberglass Shower w/ Seat & Skylight
6. Stackable Washer & Dryer
7. U-shaped Dinette w/Drawers
8. Articulating King Bed
9. Bath-and-a-half Floorplan
10. His & Her Wardrobes

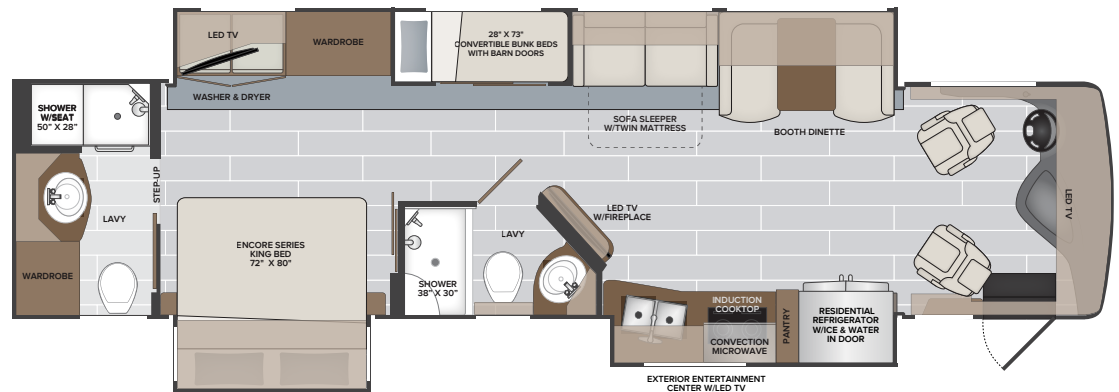


Options: 099 | 107 | 209 | 217 | 237 | 436 | 473 | 563 | 809 | 833

## TOP FLOORPLAN FEATURES

**38N**

1. Sleeps up to 9
2. Shadow Box at Large Galley Window
3. Solid Surface Galley and Lavy Tops
4. Firefly Multiplex Wiring w/ Color Touchscreen
5. Solar Panel 100W
6. Sofa Sleeper w/Twin Mattress
7. Bunk Bed w/Barn Doors
8. Full-size Wardrobe
9. Washer & Dryer
10. Articulating King Bed
11. Two Full Bath Floorplan

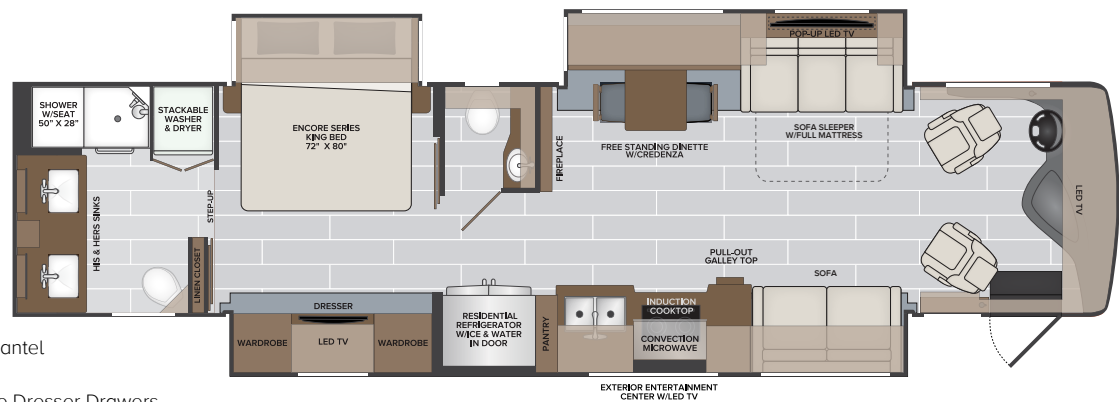


Options: 099 | 107 | 209 | 217 | 237 | 345 | 436 | 473 | 563 | 830

## TOP FLOORPLAN FEATURES

**38W**

1. Sleeps up to 7
2. Opposing Sofa Floorplan
3. Pop-up LED TV, Living Room
4. Dual Wardrobes and Dresser, Bedroom
5. Large, Residential-like Private Lavy w/ His & Her Sinks
6. Stackable Washer & Dryer
7. Sofa Sleeper w/Full Mattress
8. Galley Pull-out for Additional Countertop
9. Feature Wall Art w/ Fireplace Mantel
10. Articulating King Bed
11. Full Size Wardrobe w/Five Large Dresser Drawers



## ENDEAVOR OPTIONS

099	Satellite Delete	436	CSA — Freightliner Package	809	L-Shaped Dinette (38N)
107	Dishwasher	473	BrakeSync — <b>NEW</b>	830	Dream Dinette (38W)
209	Motion Power Lounge	563	Technology Package: (Wi-Fi Extender Pro Pack w/LTE, Cell Booster, 300W Solar Panel, Collision Mitigation by Mobileye®, Firefly Eclipse Module - Enabling Remote Access Via App Control)	833	Free Standing Dinette w/Credenza (38K & 38N)
217	Hide-A-Loft™ Electric Drop Down Bed				
237	Third Roof A/C				
345	Mid-ship LED TV (38W)				

**2022**  
MODEL YEAR

CLASS A DIESEL  
**ENDEAVOR**

 **HOLIDAY RAMBLER**  
holidayrambler.com

## DECOR & CABINETRY

### SAVANNAH



SOFA



LIVING ACCENT



BEDSPREAD



VALANCE



BACKSPLASH



COUNTERTOP



FLOORING



BOURBON



FOSSIL  
(PAINTED CABINETRY)



SUMMIT ASH  
(PAINTED W/GLAZED ACCENTS CABINETRY)



WHISPERING WIND



**2022**  
MODEL YEAR

CLASS A DIESEL

**ENDEAVOR**



**HOLIDAY RAMBLER**  
holidayrambler.com

## DECOR & CABINETRY

### SONOMA



SOFA



LIVING ACCENT



BEDSPREAD




VALANCE



BACKSPLASH



COUNTERTOP



FLOORING



BOURBON



FOSSIL  
(PAINTED CABINETRY)



SUMMIT ASH  
(PAINTED W/GLAZED ACCENTS CABINETRY)



WHISPERING WIND

**2022**  
MODEL YEAR

CLASS A DIESEL

**ENDEAVOR**



**HOLIDAY RAMBLER**  
holidayrambler.com

## DECOR & CABINETRY

### WATERFORD



SOFA



LIVING ACCENT



BEDSPREAD



VALANCE



BACKSPLASH



COUNTERTOP



FLOORING



BOURBON



FOSSIL  
(PAINTED CABINETRY)



SUMMIT ASH  
(PAINTED W/GLAZED ACCENTS CABINETRY)



WHISPERING WIND

**2022**  
MODEL YEAR

CLASS A DIESEL

**ENDEAVOR**



**HOLIDAY RAMBLER**  
holidayrambler.com

## GRAPHICS

PREMIER FULL BODY PAINT



CUMBERLAND GAP



LANDSLIDE



MONTEREY



MORNING CHILL



## CHASSIS

MODEL	38K	38N	38W
Wheelbase (inches)	252"	252"	263"
GVWR (lbs)	12,400	12,400	12,400
Front GAWR (lbs)	21,000	21,000	21,000
Rear GAWR (lbs)	43,400	43,400	43,400
GCWR (lbs)	10,000	10,000	10,000
Hitch Rating Weight (lbs)	1,000	1,000	1,000
Tongue Weight (lbs)	100	100	100
Fuel Capacity (lbs)	80	80	80

## DIMENSIONS & CAPACITIES

MODEL	38K	38N	38W
Overall Length (inches)	39' 5"	39' 5"	40' 1"
Overall Height (with A/C)	12' 10"	12' 10"	12' 10"
Overall Width (maximum)	102"	102"	102"
Interior Height (maximum)	84"	84"	84"
Interior Width (maximum)	96"	96"	96"
Patio Awning Width (ft. & inches)	10' 8"	18' 0"	18' 0"
Interior Storage (cu. ft.)	140	148	132
Exterior Storage (cu. ft.)	127	127	142
Fresh Water Holding Tank (gal)	105	105	105
Grey Water Holding Tank (gal)	75	75	75
Black Water Holding Tank (gal)	50	50	50
Aqua-Hot 400D	S	S	S

### TITAN BRIDGE® CHASSIS

Model: Freightliner® XCM Series

Engine: Cummins ISB 6.7L

Transmission: Allison® 2,500 MH 6-Speed w/Electronic Shifter

Alternator: Delcom Remy 160 Amp

Torque: 800 lb.-ft. @ 1,800 RPM

Horsepower: 360HP



**IMPORTANT—PLEASE READ:** Product information, photography and illustrations included in this publication were as accurate as possible at the time of printing. For further product information and changes, please visit our website at [www.holidayrambler.com](http://www.holidayrambler.com) or contact your local Holiday Rambler dealer. Prices, materials, design and specifications are subject to change without notice. All weights, fuel, liquid capacities and dimensions are approximate. Holiday Rambler has designed its recreational vehicles to provide a variety of uses for customers. Each vehicle features optimal seating, sleeping, storage and fluid capacities. The user is responsible for selecting the proper combination of loads (i.e., occupants, equipment, fluids, cargo, etc.) to ensure that the vehicle's capacities are not exceeded.